



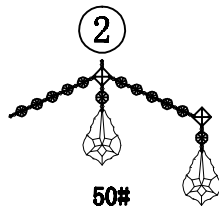
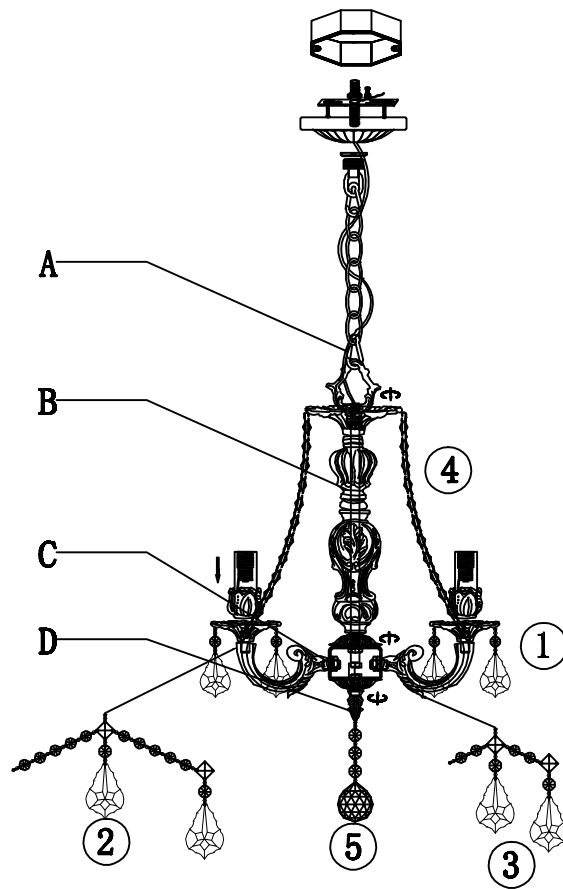
# ASSEMBLE INSTRUCTION

## 2031P13-4

110V E12 4\*40W

Ø340\*H700mm

1. PLEASE TAKE OFF THE PLASTIC SHEET FROM THE LAMP BODY.
2. PLEASE WEAR GLOVES WHEN YOU HANGING THE CRYSTAL.
3. PLEASE FIX A WITH B, B WITH C ,D WITH C.



NO.	1	2	3	4	5
Quantity	16	4	4	4	1