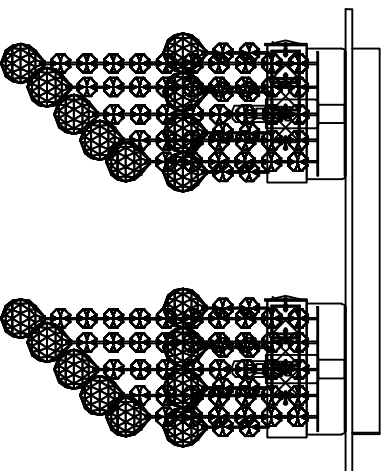


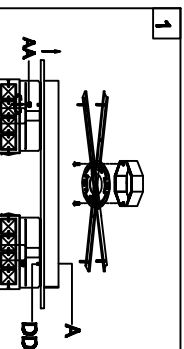
Trade Mark:  
CRYSTAL WORLD INC

Product Name: Ceiling lamp  
Model :5072C14C-S  
120Vac, 60Hz,AC ONLY  
Lamp size:L14"XW14"XH11"



## CEILING LAMP ASSEMBLY INSTRUCTIONS

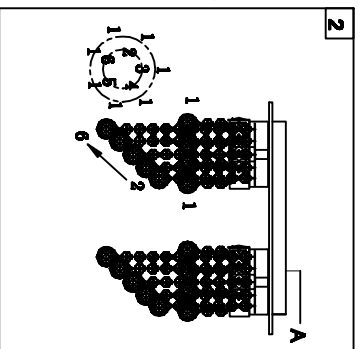
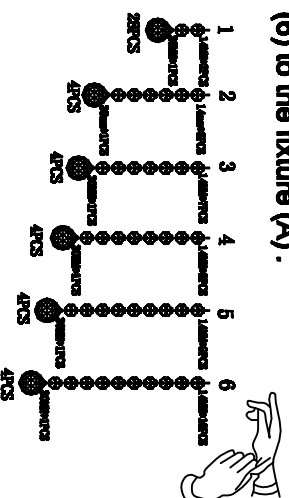
1. Place fixture(A) onto mounting screws (DD), secure with cap nuts (AA).



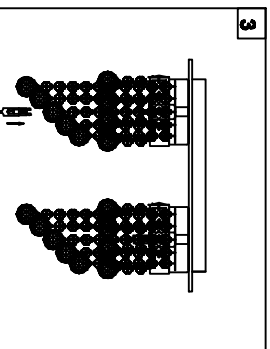
### Hardware Used

AA Cap nut                    X 4  
DD Mounting screw           X 4

2. Please put the crystal(1) (2) (3) (4) (5) (6) to the fixture (A).



3. Install light bulbs (not included).  
Use bulb  
**120V G9**    **4\*40W Max.**



  
Intertek  
4006677