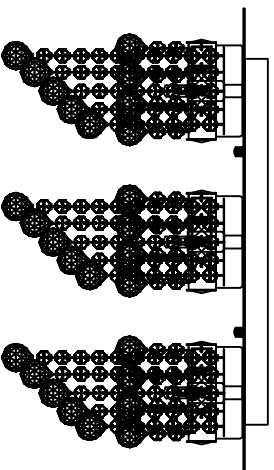


Trade Mark:  
CRYSTAL WORLD INC

Product Name: Ceiling lamp  
Model :5072C24C-R  
120Vac, 60Hz,AC ONLY  
Lamp size:Ø24"XH11"

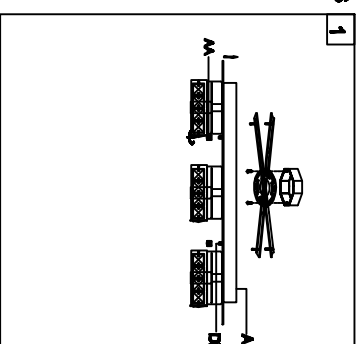


## CEILING LAMP ASSEMBLY INSTRUCTIONS

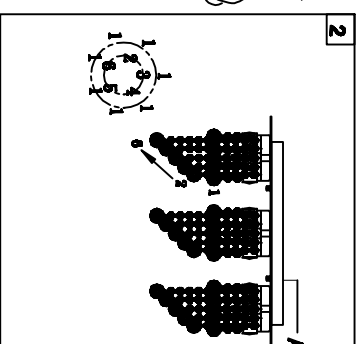
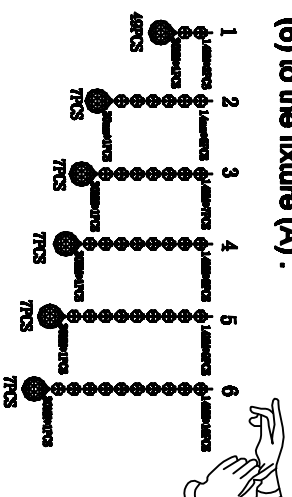
1. Place fixture(A) onto mounting screws (DD), secure with cap nuts (AA).


### Hardware Used

AA Cap nut	⊖	X 4
DD Mounting screw		X 4



2. Please put the crystal(1) (2) (3) (4) (5) (6) to the fixture (A).



3. Install light bulbs (not included).  
Use bulb  
**120V G9**  **7\*40W Max.**

