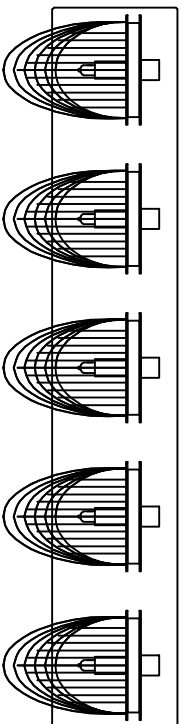


Product Name: Wall lamp
Model :5702W36C-5
120Vac, 60Hz,AC ONLY
Lamp Size:W36**H10**E7*

Trade Mark:
CRYSTAL WORLD INC



WALL LAMP ASSEMBLY INSTRUCTIONS

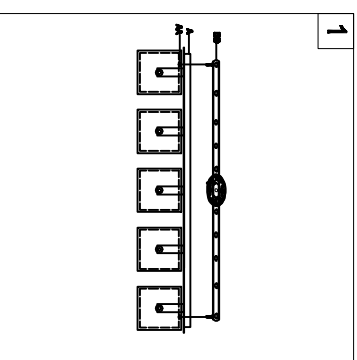
1. Place fixture(A) onto mounting screws (DD). Secure with cap nuts (AA).

Hardware Used

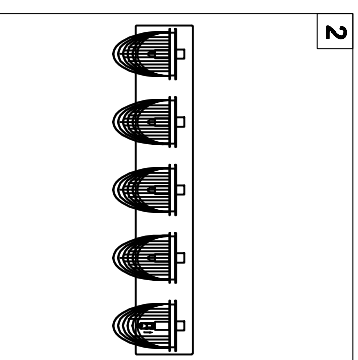
DD Mounting screw



AA Cap nut



2. Install bulbs (NOT INCLUDED).
USE
120V G9 ⌀ 5*40W Max.




c UL LISTED US
Intertek
4006677