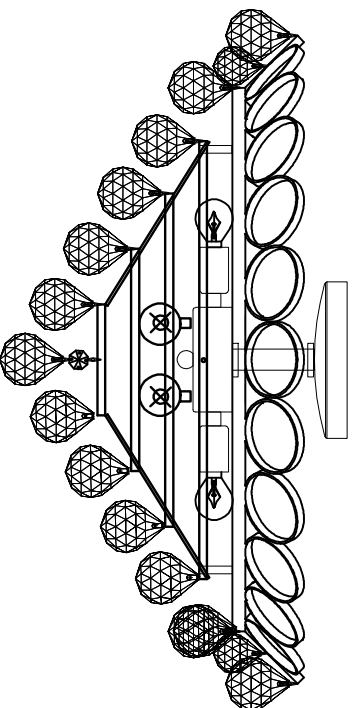


Trade Mark:  
CRYSTAL WORLD INC


Product Name: Pendant lamp  
Model :8008C22  
120Vac, 60Hz,AC ONLY  
Lamp Size:ø22\*\*11\*\*H






## PENDANT LAMP ASSEMBLY INSTRUCTIONS


1. Place fixture(A) onto mounting screws (DD), secure with cap nuts (AA).

**Hardware Used**

AA Cap nut	⊖	X 2
DD Mounting screw		X 2

2. Please hang the crystal(1) (2) (3) to the fixture .

- |   |   |                                |        |
|---|---|--------------------------------|--------|
| 1 |  | 40mm*                          | 116PCS |
| 2 |  | 30mm*                          | 28PCS  |
| 3 |  | 14mm*<br>1PCS<br>40mm*<br>1PCS | 1PCS   |

3. Install light bulbs ( not included).  
Use bulb  
120VE12  8\*40W Max.

