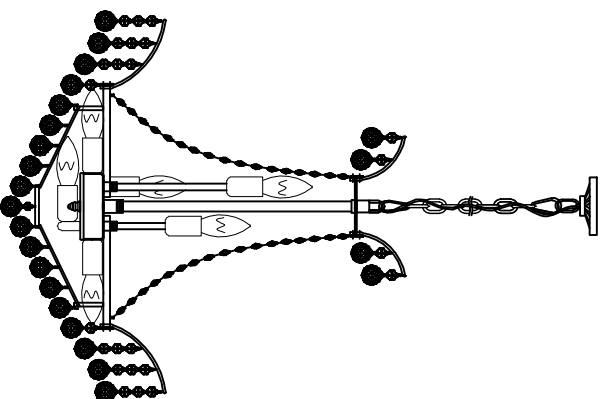



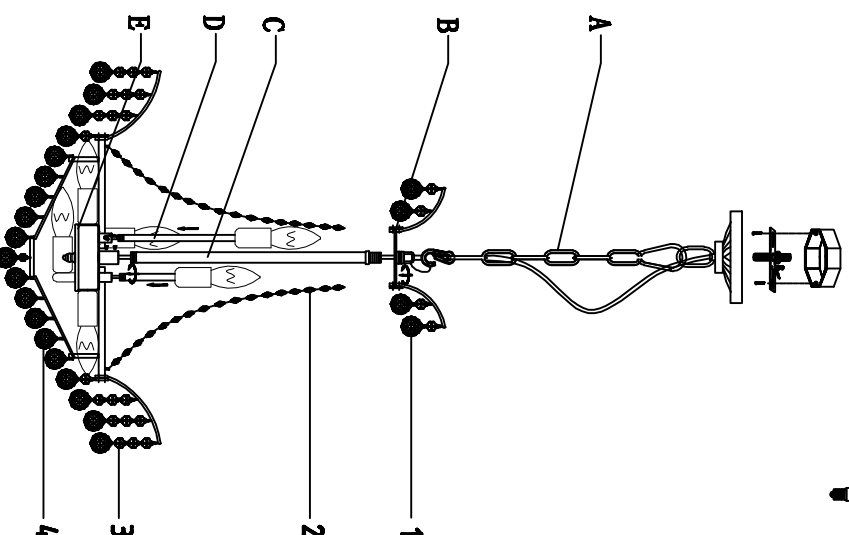
Trade Mark:  
CRYSTAL WORLD INC






Product Name: Pendant lamp  
Model :8010P24C  
120Vac, 60Hz,AC ONLY  
Lamp Size:Ø24"XH24"-H58"



## PENDANT LAMP ASSEMBLY INSTRUCTIONS

1. Put part (D) onto the part (E) .
2. Screw part(C) onto the lampbody(E) secure with screw.
3. Screw part(B) onto (C) .
4. Please fix (A) with (B).
5. Please wear gloves when you hanging the crystal.
6. Install bulbs ( NOT INCLUDED),USE 120V E12  11"40W Max.



- |       |   |   |       |  |        |   |       |   |
|-------|---|---|-------|--|--------|---|-------|---|
| 1     |  14mm*1PCS |  30mm*1PCS | 2     |  14mm*17PCS | 3      |  14mm*3PCS | 4     |  30mm*1PCS |
| 61PCS |   |   | 24PCS |  | 108PCS |   | 90PCS |   |